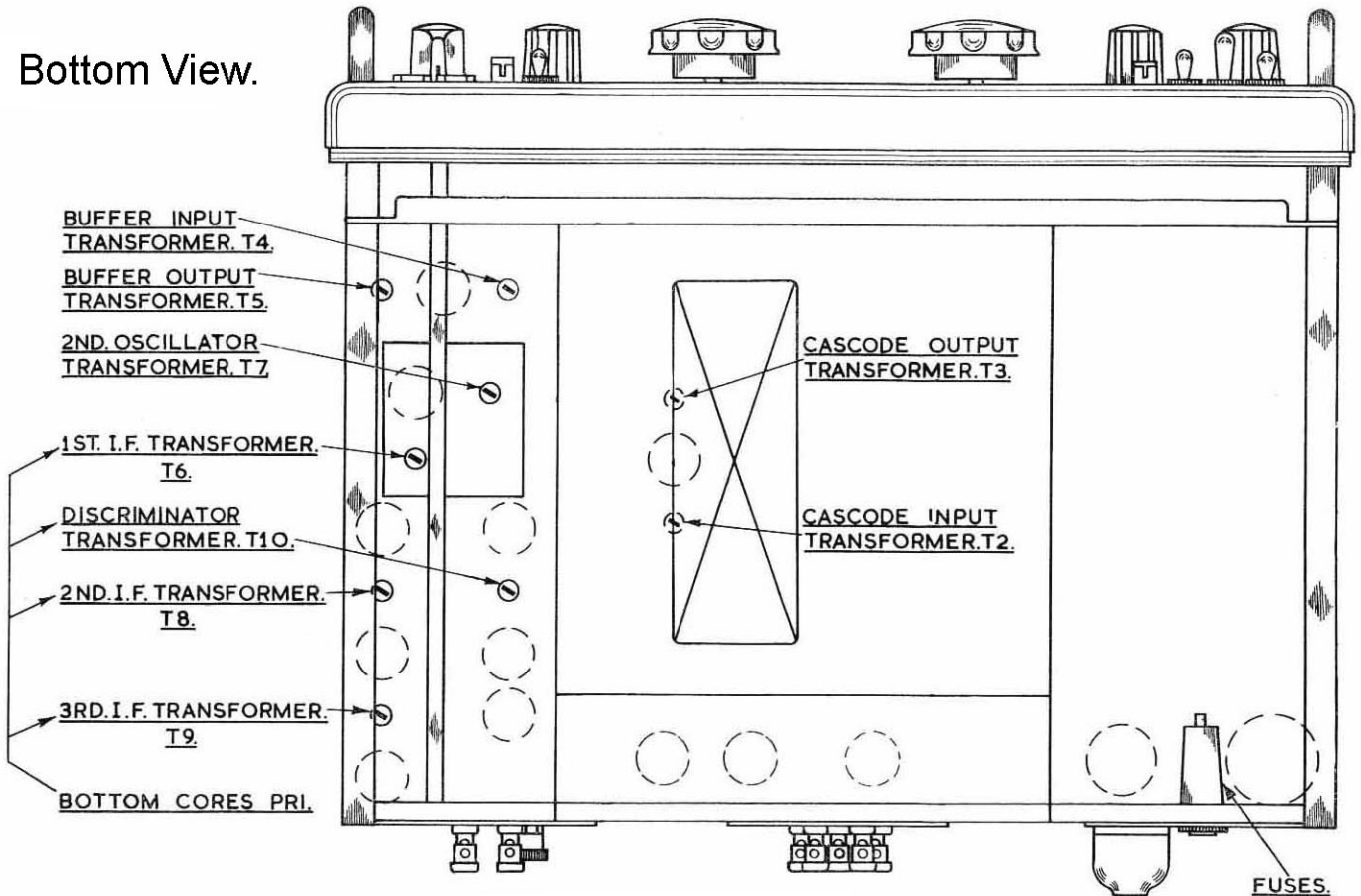
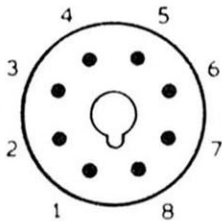
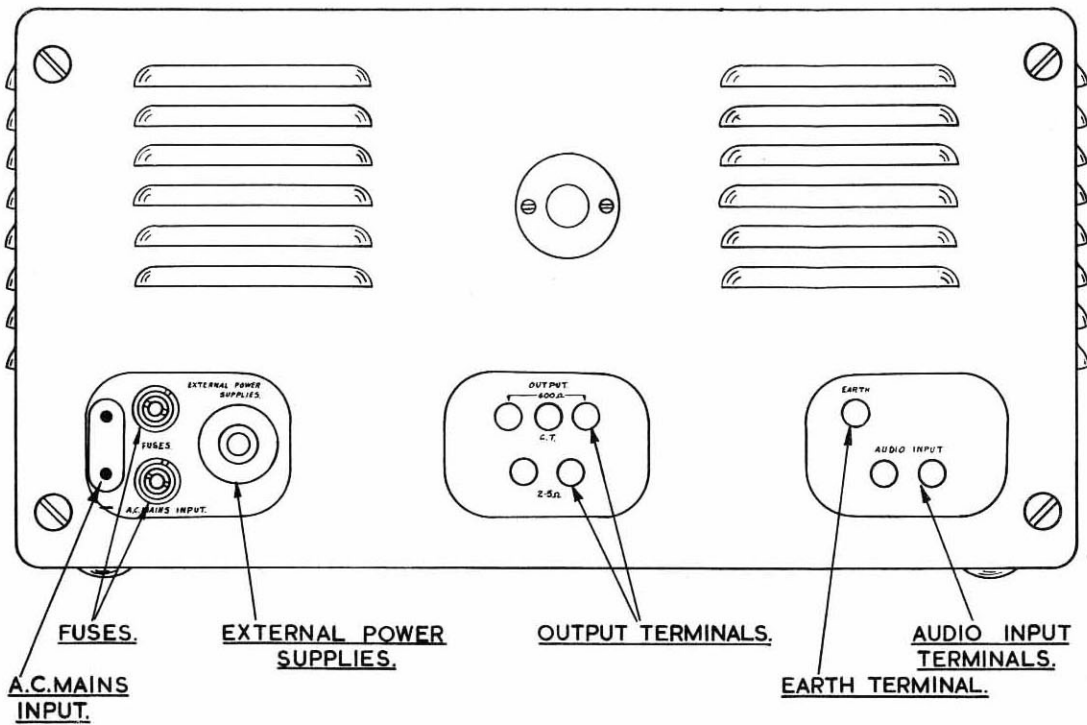


Bottom View.

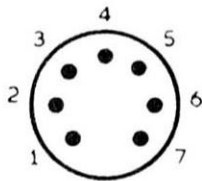


S770U. Early Model (without muting)

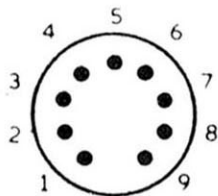
Rear View.



OCTAL SERIES.



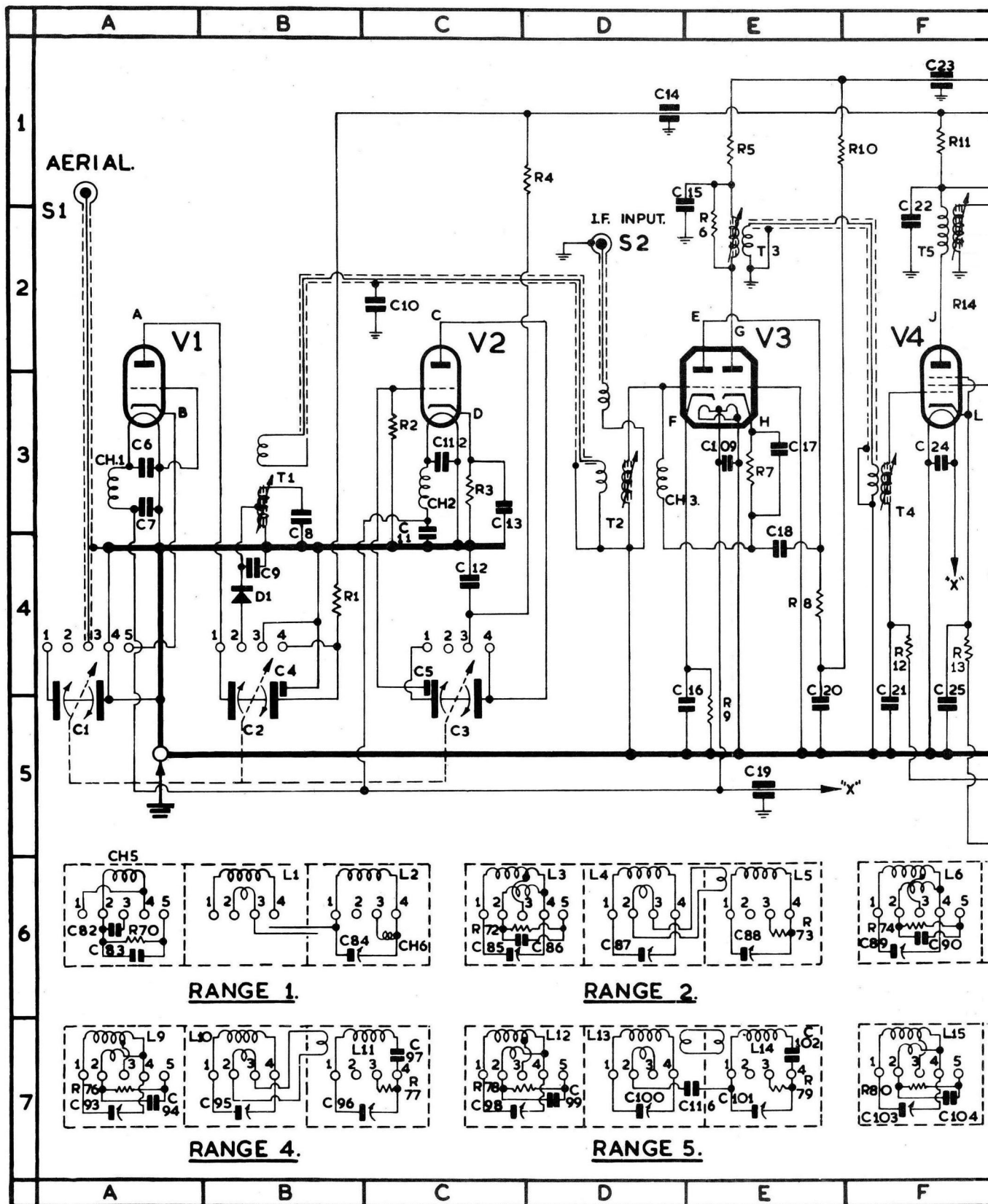
B7G SERIES.



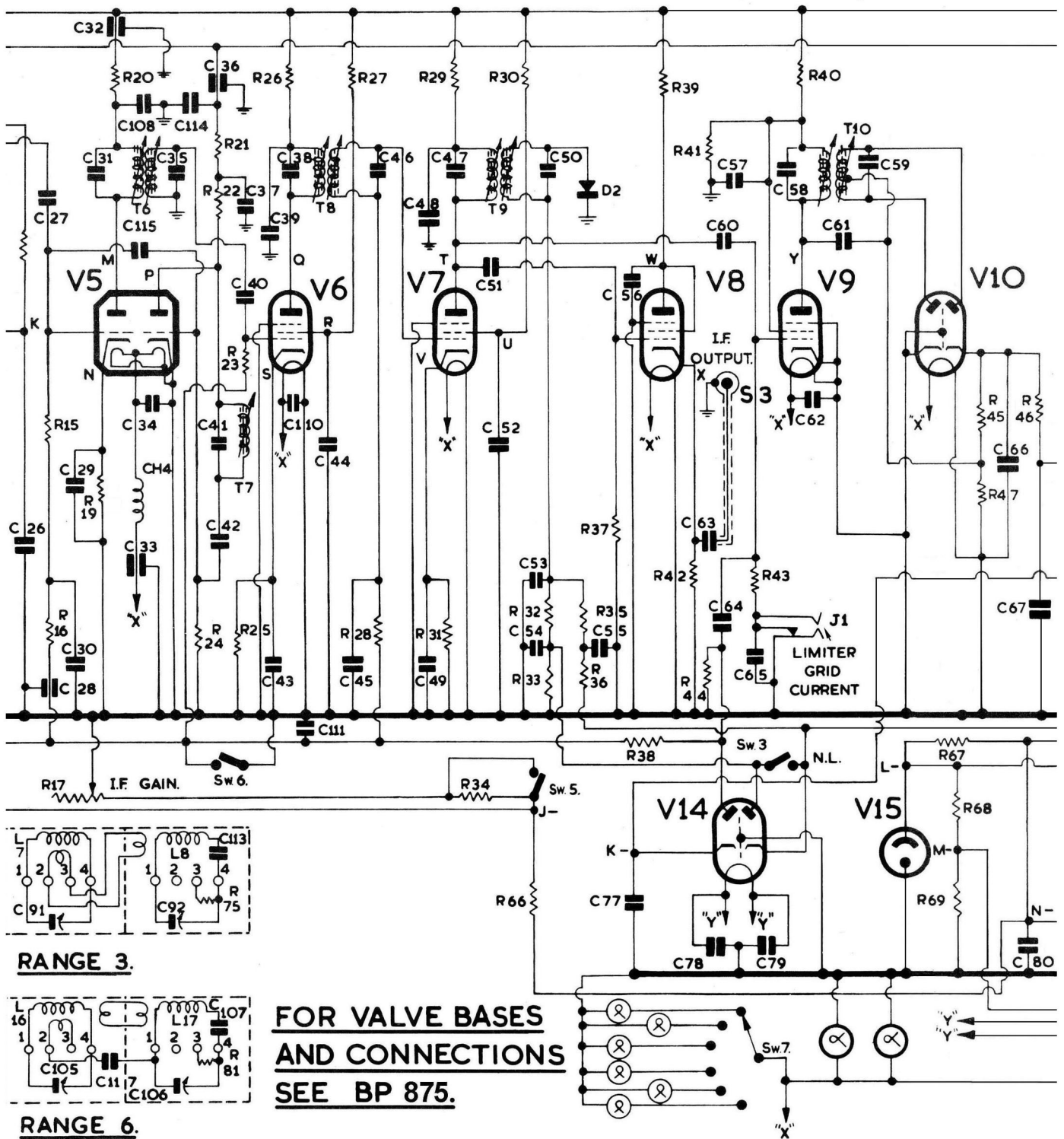
B9A SERIES.

VALVE	V.No.	PIN CONNECTIONS									SERIES	SERVICE NUMBERS
		1	2	3	4	5	6	7	8	9		
6AJ4	V1	G	K	G	G	A	G	H	H	G	B9A (NOVAL)	—
6AF4	V2	A	G	H	H	K	G	A	—	—	B7G	—
12AT7	V3,5	A2	G2	K2	H	H	A1	G1	K1	H TAP	B9A (NOVAL)	CV 455
6AK5 (EF95)	V4	G1	K	H	H	A	G2	K	—	—	B7G	CV 850
6BA6	V6,7	G1	G3 S	H	H	A	G2	K	—	—	B7G	CV 454
6AU6	V8,9 & 11	G1	G3 S	H	H	A	G2	K	—	—	B7G	CV 2524
6AL5	V10 & 14	K1	A2	H	H	K2	S	A1	—	—	B7G	CV 140
12AU7	V12	A2	G2	K2	H	H	A1	G1	K1	H TAP	B9A (NOVAL)	CV 491
6AM5	V13	G1	G3 K	H	H	A	—	G2	—	—	B7G	CV 136
VR150/30	V15	—	K	—	—	A	—	—	—	—	OCTAL	CV 216
5Z4G	V16	—	H	—	A2	—	A1	—	K H	—	OCTAL	CV 1863

FOR USE WITH CIRCUIT NUMBER BP 874.

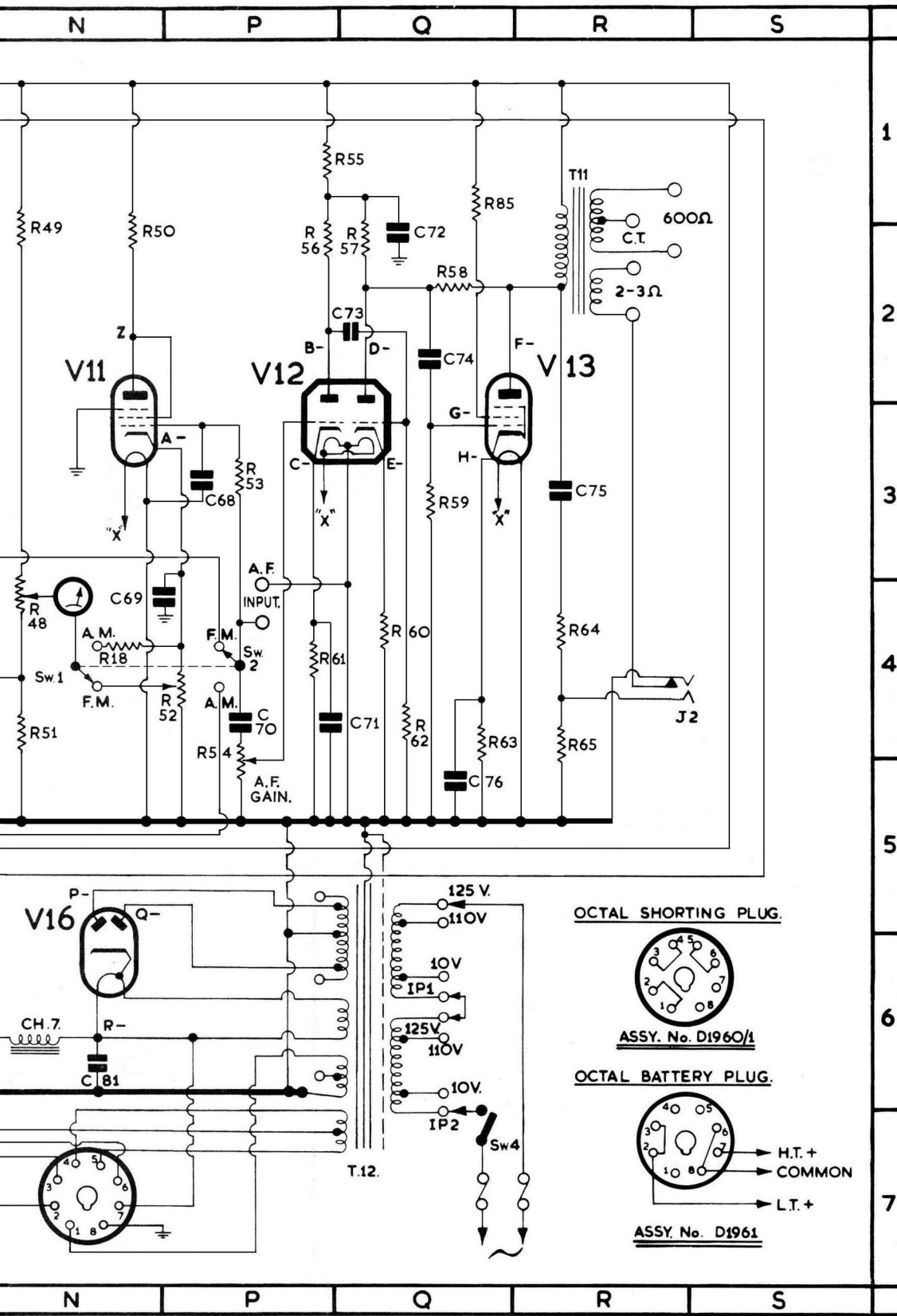


G H J K L M



G H J K L M

U.H.F. COMMUNICATIONS RECEIVER (TYPE 770U)



REVISIONS	
FORMERLY E1463	
A.	R85 ADDED R.S.S.(AMEND912)17-5-55
B.	POSITION OF R18 & CIRCUITRY AT I.F. GAIN ADJUSTED. R.S.S.(AM914), 25-5-55
C.	CHOKE SUBSTITUTED FOR R71. C114, 115, 116 & 117 ADDED B.K.L. 19-7-55
D.	R82, 83, 84, DELETED R.S.S.(AM979), 29-6-56
770 U	
STRATTON & CO LTD BIRMINGHAM ENGLAND	
DRAWING No BP 874	
DRAWN	R.S.S. 13-3-54
TRACED	B.K.LITTLE.
CHECKED	
APPROVED	
DATE	6-1-55

BP 874